

Website Architecture

MyEscapades.ca

Prepared for: Firdosh Bulsara

Prepared by: Graham Huber

February 10, 2009

Revision Number: 1

Table of Contents

1.0 Site map	1
1.1 Description	1
1.2 Purpose	1
1.3 Explanation	1
1.4 Reference	1
2.0 Activity Flow	1
2.1 Description	1
2.2 Purpose	1
2.3 Explanation	1
2.4 Reference	1
2.5 Activity flow	1
Fig 2.5.1 Activities	2
Fig 2.5.2 Inspiration flow	3
Fig 2.5.3 Research flow	4
Fig 2.5.5 Plan flow	5
3.0 Contact Information	6
3.1 Mailing Address	6
3.2 Email & Website	6
3.3 Questions?	6

1.0 Site map

1.1 Description

A website in its simplest form is a collection of information. A site map shows how all that information fits together. A site map is a paper document consisting of boxes representing different areas of the site, connected by lines. The lines show the semantic relationship between the areas of the site and may also represent navigation.

1.2 Purpose

Site maps help illustrate how the site fits together, and helps tackle navigation issues. They also provide an oversight of the entire site, to help understand the structure and hierarchy.

1.3 Explanation

A site structure is never final after a first draft. Several revisions may be necessary to make sure user priorities are adequately represented and every piece of content is sufficiently categorized.

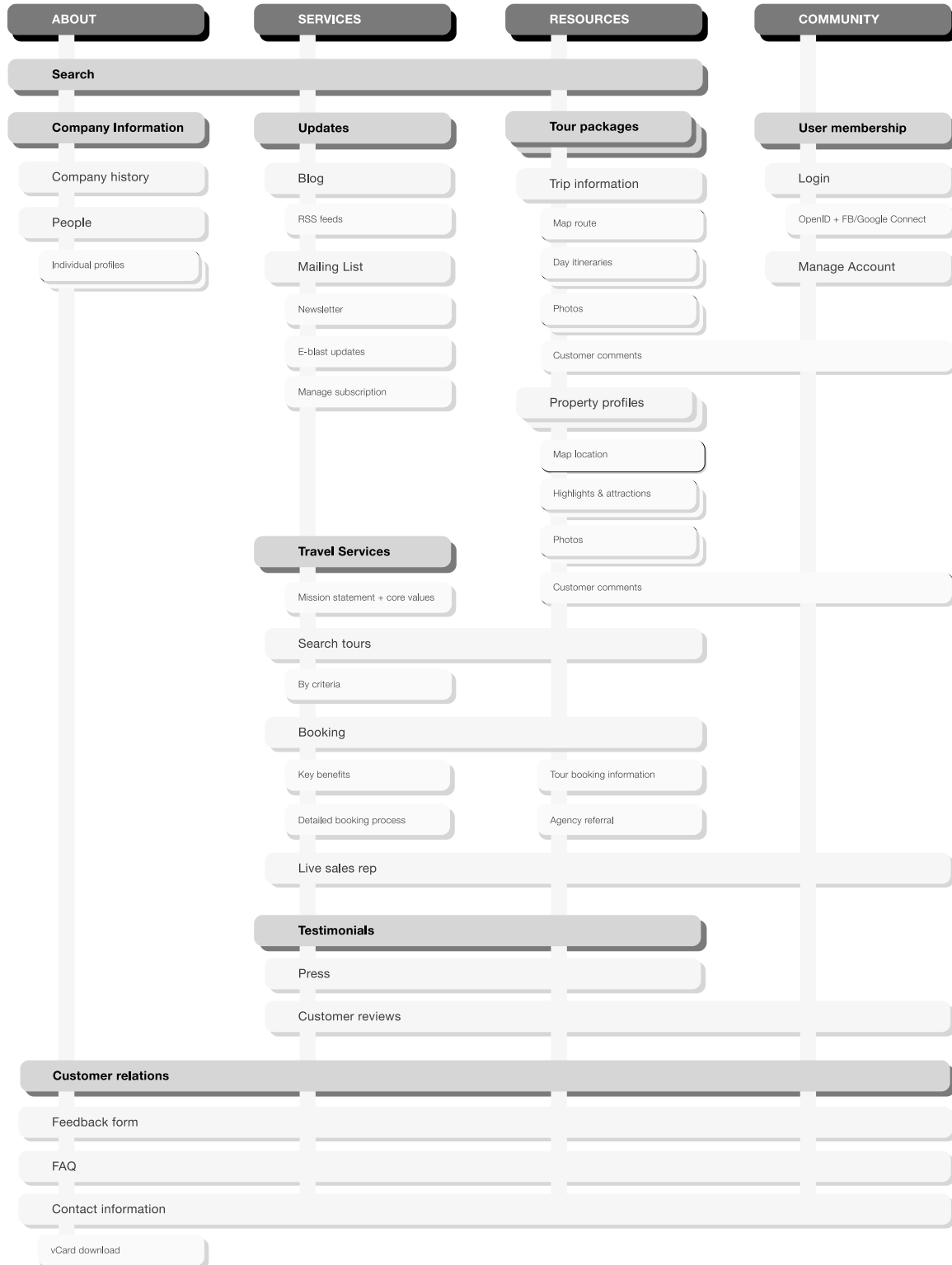
1.4 Reference

<http://project.cmd.hro.nl/cmi/hci/toolkit/index.php>

Brown. Communication Design, New Riders, 2006. p 202-227.

1.5 Site map

See next page



2.0 Activity Flow

2.1 Description

An activity flow details use cases that focus on user goals, with the emphasis on a user-system interaction rather than the user's task itself.

2.2 Purpose

An activity flow of use cases is used to capture the user's (or actors) goal in using a system. The use cases describe the 'normal course' of actions: the set of actions that are most likely to be commonly performed on the site.

2.3 Explanation

A use case is composed of a list of the most like course of actions a user takes while working with an interface. The activity flow charts these uses through a series of interactions and site components.

2.4 Reference

<http://project.cmd.hro.nl/cmi/hci/toolkit/index.php>

Preece, Jennifer. Interaction Design: Beyond human-computer interaction. Wiley & Sons, 2002. pp. 226-230.

2.5 Activity flow

See next page

Activities

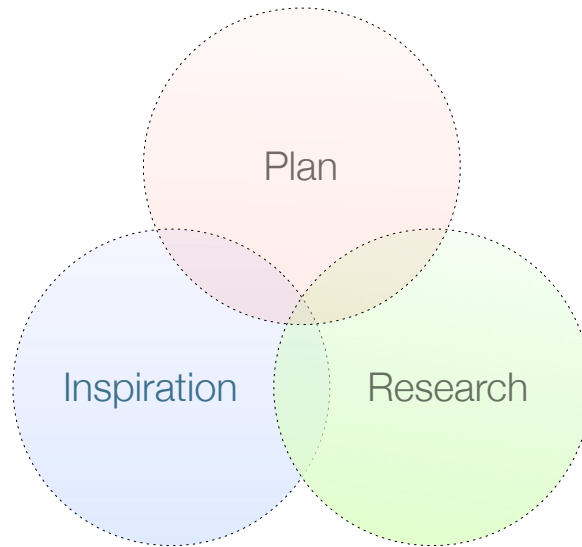


Fig 2.5.1 Activities

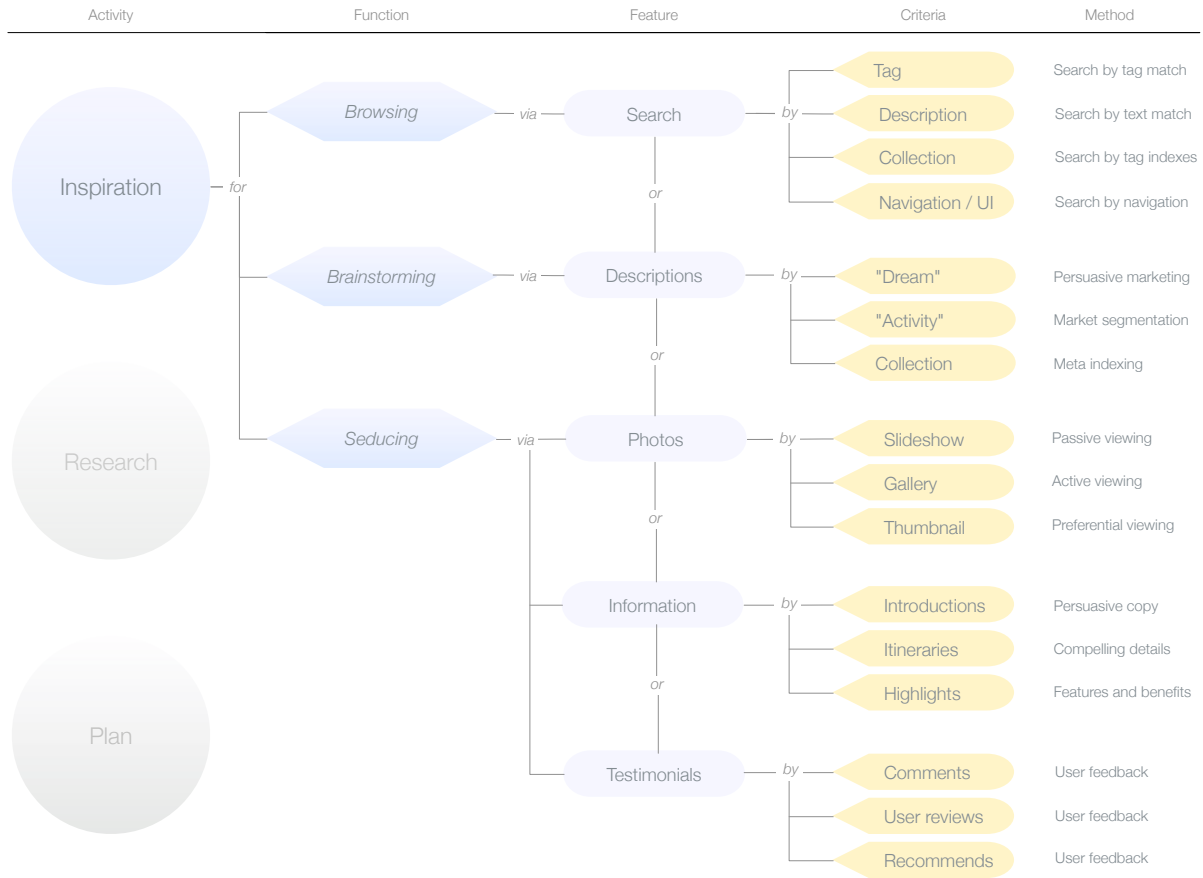


Fig 2.5.2 Inspiration flow

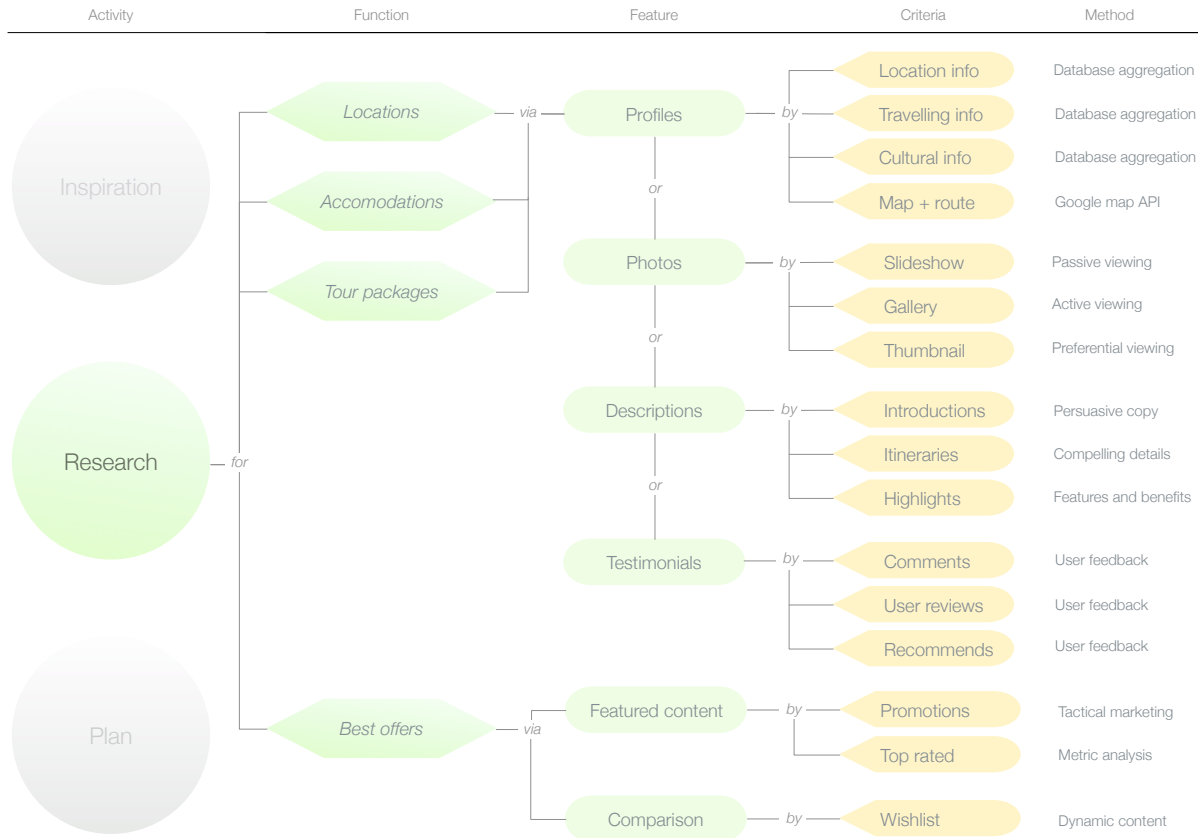


Fig 2.5.3 Research flow

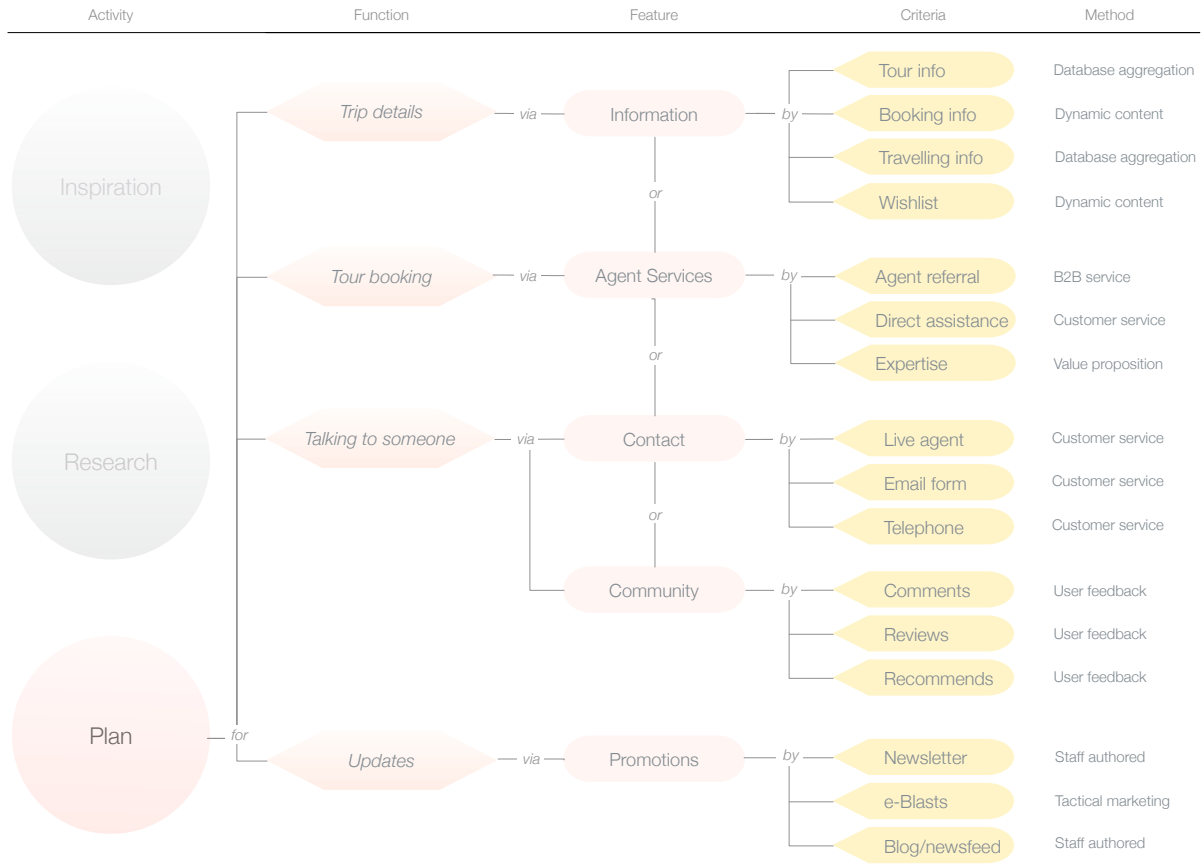


Fig 2.5.5 Plan flow

3.0 Contact Information

3.1 Mailing Address

Please send all cheques, deliveries, and correspondence to:

Graham Huber
81 Norgrove Crescent
Toronto, Ontario M9P3C7
Tel 416.668.1463

3.2 Email & Website

graham@grahamhuber.com
<http://www.grahamhuber.com>

3.3 Questions?

If you have any questions or comments concerning this document, please contact Graham Huber.

Thank you!